



Pettis County Ambulance District

Board Meeting

August 23, 2022

Public Packet

Mission Statement: "Compassionate care while providing excellence in service."



Pettis County Ambulance District

Regular Meeting Agenda

Meeting Type: Regular Meeting

Location: 400 S Kentucky St.
Sedalia, Mo. 65301

Date: 08-23-2022

Time: 6:00 PM

- I. Call to order
 - a. Roll call
 - b. Pledge of Allegiance / Moment of Silence
 - c. Motion to approve the agenda
 - d. Confirm the previous meeting minutes (page 2)
- II. Announce Visitors
- III. Public Comment
- IV. Reports of Officers
 - a. *EMS Chief Report*
 - b. *CFO Report – Vote to Receive (pages 3-18)*
 - c. *Approve Payment of Outstanding Bills (pages 19-21)*
- V. Unfinished Business
 - a. Alcohol & Substance Abuse Testing - Policy
- VI. New Business
- VII. Closed Meeting pursuant to RSMo. 610.021 Section:
 - (1) *Legal actions, causes of action or litigation involving a public governmental body and any confidential or privileged communications between a public governmental body or its representatives and its attorneys.*
- VIII. Announcements
- IX. Adjournment

PREPARED FOR PETTIS COUNTY AMBULANCE DISTRICT

By:

EMS | MC

EMS MANAGEMENT & CONSULTANTS

RESULTS | SERVICE | COMMUNITY

12 MONTH DATE OF SERVICE ANALYSIS

Primary Payor Mix
6-12 Month Mature Average

Primary Payor	% of Trips
Medicare	34%
Medicare Advantage	18%
Insurance	11%
Medicaid	6%
Medicaid MCO	15%
Patient	10%
Facility	0%
Other Govt. Payers	5%
TPL	1%

Net Collection Percentages
6-12 Month Mature Average

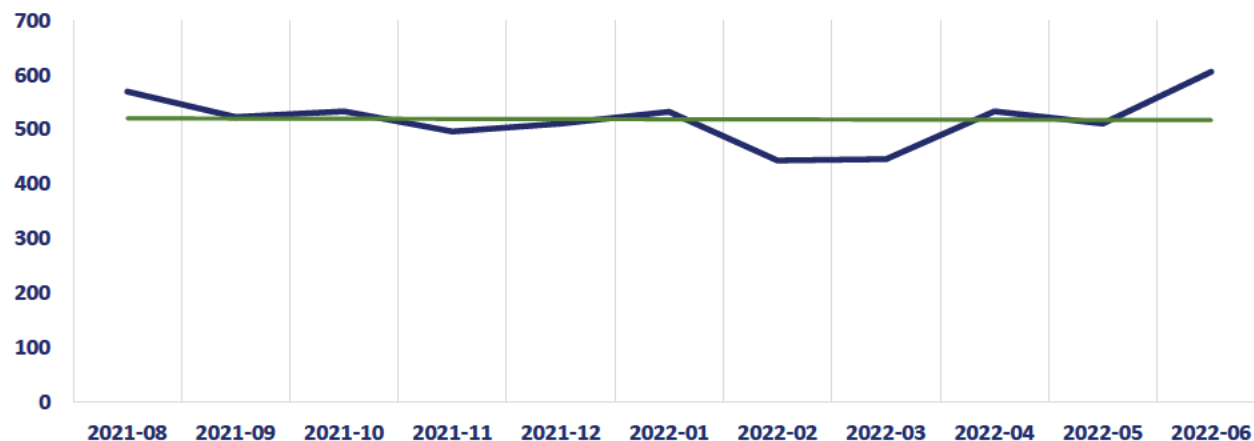
Primary Payor	Coll %
Medicare	98%
Medicare Advantage	87%
Insurance	64%
Medicaid	84%
Medicaid MCO	79%
Patient	6%
Facility	75%
Other Govt. Payers	91%
TPL	37%

Cash Per Trip
6-12 Month Mature Average

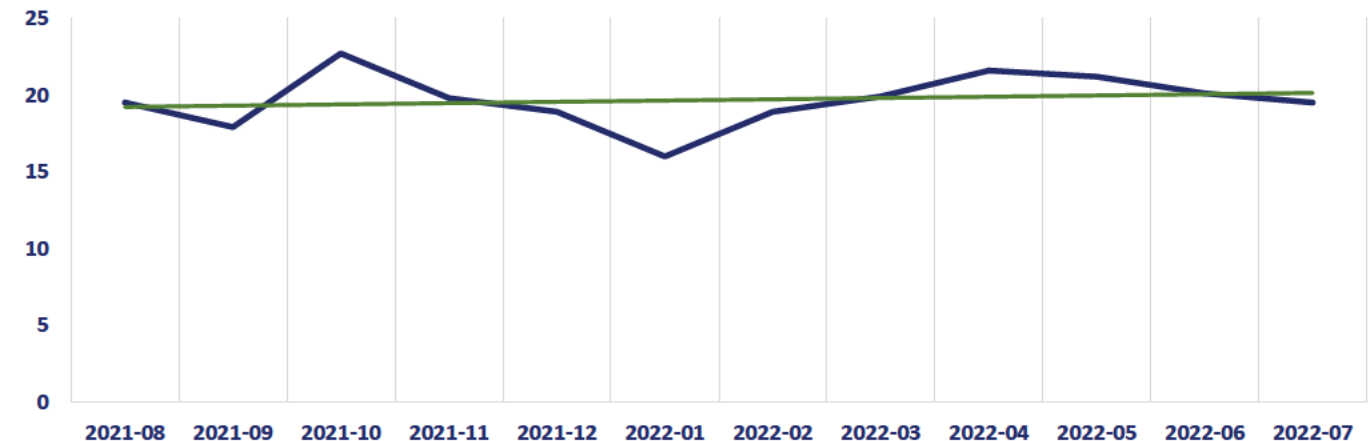
Primary Payor	CPT
Medicare	\$ 497.49
Medicare Advantage	\$ 484.19
Insurance	\$ 659.58
Medicaid	\$ 649.02
Medicaid MCO	\$ 431.77
Patient	\$ 70.58
Facility	\$ 797.74
Other Govt. Payers	\$ 1,180.55
TPL	\$ 467.23

DOS	Trip Count	Gross Charges	Contr Allow	Net Charges	Rev Adj	Payments	Write Offs	Refunds	Balance Due	Gross Chg/Trip	Net Chg/Trip	Cash/Trip	Net Coll %
2021-08	569	683,256.60	286,316.40	396,940.20	257.66	289,247.20	73,722.40	447.11	34,160.05	1,200.80	697.61	507.56	72.8%
2021-09	522	616,047.80	251,635.85	364,411.95	34.00	258,263.05	67,132.63	316.57	39,298.84	1,180.17	698.11	494.15	70.8%
2021-10	533	668,006.90	262,267.16	405,739.74	166.29	287,261.97	76,445.83	636.72	42,502.37	1,253.30	761.24	537.76	70.6%
2021-11	496	599,531.10	247,373.84	352,157.26	305.38	254,384.55	57,097.39	214.61	40,584.55	1,208.73	709.99	512.44	72.2%
2021-12	510	610,277.90	249,172.95	361,104.95	207.27	249,525.71	47,243.43	558.56	64,687.10	1,196.62	708.05	488.17	68.9%
2022-01	532	613,082.60	266,916.30	346,166.30	(2.22)	242,566.62	12,677.89	1,179.92	92,103.93	1,152.41	650.69	453.73	69.7%
2022-02	443	528,241.20	191,501.40	336,739.80	(4.98)	213,456.76	2,229.60	929.60	121,988.02	1,192.42	760.13	479.75	63.1%
2022-03	445	539,455.30	211,449.35	328,005.95	(3.79)	213,694.49	875.00	-	113,440.25	1,212.26	737.09	480.21	65.1%
2022-04	533	655,473.70	243,957.73	411,515.97	(9.53)	233,798.83	-	-	177,726.67	1,229.78	772.07	438.65	56.8%
2022-05	510	626,137.70	218,275.62	407,862.08	(1.93)	216,449.63	1,889.10	-	189,525.28	1,227.72	799.73	424.41	53.1%
2022-06	605	729,837.30	220,737.69	509,099.61	-	196,413.94	1,963.10	-	310,722.57	1,206.34	841.49	324.65	38.6%
2022-07	569	675,868.60	35,815.07	640,053.53	-	23,605.49	988.00	-	615,460.04	1,187.82	1,124.87	41.49	3.7%
Totals	6,267	7,545,216.70	2,685,419.36	4,859,797.34	948.15	2,678,668.24	342,264.37	4,283.09	1,842,199.67	1,203.96	775.46	426.74	55.0%

Trip Count Trend - Excluding Current Month



Average Loaded Miles



12 MONTH DATE OF SERVICE ANALYSIS BY PRIMARY PAYOR CATEGORY

MEDICARE

DOS	Trip Count	Gross Charges	Contr Allow	Net Charges	Rev Adj	Payments	Write Offs	Refunds	Balance Due	Gross Chg/Trip	Net Chg/Trip	Cash/Trip	Net Coll %
2021-08	193	220,525.70	124,587.91	95,937.79	(7.66)	93,469.35	1,106.85	85.25	1,454.50	1,142.62	497.09	483.86	97.3%
2021-09	190	216,497.90	121,370.59	95,127.31	16.00	92,404.03	2,430.27	166.57	443.58	1,139.46	500.67	485.46	97.0%
2021-10	166	202,156.20	110,815.70	91,340.50	-	89,119.09	510.54	94.72	1,805.59	1,217.81	550.24	536.29	97.5%
2021-11	153	175,567.30	99,685.33	75,881.97	-	76,812.22	198.89	-	(1,129.14)	1,147.50	495.96	502.04	101.2%
2021-12	177	205,950.50	113,568.27	92,382.23	(0.14)	90,146.80	291.99	-	1,943.58	1,163.56	521.93	509.30	97.6%
2022-01	204	224,162.20	124,534.65	99,627.55	-	97,178.82	397.35	-	2,051.38	1,098.83	488.37	476.37	97.5%
2022-02	172	190,239.70	100,683.46	89,556.24	-	85,144.41	-	-	4,411.83	1,106.04	520.68	495.03	95.1%
2022-03	151	179,174.00	94,823.41	84,350.59	0.02	81,012.77	-	-	3,337.80	1,186.58	558.61	536.51	96.0%
2022-04	157	186,327.90	96,900.27	89,427.63	2.42	78,504.26	-	-	10,920.95	1,186.80	569.60	500.03	87.8%
2022-05	121	141,041.60	73,962.40	67,079.20	-	60,240.25	-	-	6,838.95	1,165.63	554.37	497.85	89.8%
2022-06	181	210,342.90	100,204.81	110,138.09	-	70,563.53	-	-	39,574.56	1,162.12	608.50	389.85	64.1%
2022-07	164	186,397.10	14,093.77	172,303.33	-	8,787.90	-	-	163,515.43	1,136.57	1,050.63	53.58	5.1%
Totals	2,029	2,338,383.00	1,175,230.57	1,163,152.43	10.64	923,383.43	4,935.89	346.54	235,169.01	1,152.48	573.26	454.92	79.4%

MEDICARE ADVANTAGE

DOS	Trip Count	Gross Charges	Contr Allow	Net Charges	Rev Adj	Payments	Write Offs	Refunds	Balance Due	Gross Chg/Trip	Net Chg/Trip	Cash/Trip	Net Coll %
2021-08	94	110,543.50	59,418.98	51,124.52	-	45,102.17	3,550.00	275.00	2,747.35	1,175.99	543.88	476.88	87.7%
2021-09	83	96,048.50	50,710.64	45,337.86	18.00	39,376.96	4,261.94	150.00	1,830.96	1,157.21	546.24	472.61	86.5%
2021-10	94	117,217.70	57,749.69	59,468.01	44.78	50,060.88	5,234.13	500.00	4,628.22	1,247.00	632.64	527.24	83.3%
2021-11	90	108,782.80	57,838.73	50,944.07	-	47,934.07	2,289.87	-	720.13	1,208.70	566.05	532.60	94.1%
2021-12	96	112,975.00	59,910.94	53,064.06	-	44,608.99	4,503.83	30.00	3,981.24	1,176.82	552.75	464.36	84.0%
2022-01	124	137,838.30	73,067.47	64,770.83	(1.21)	56,338.54	755.00	1,154.09	8,832.59	1,111.60	522.35	445.04	85.2%
2022-02	73	87,260.80	45,336.60	41,924.20	(0.02)	35,885.16	-	-	6,039.06	1,195.35	574.30	491.58	85.6%
2022-03	98	115,548.50	60,514.04	55,034.46	-	45,457.74	-	-	9,576.72	1,179.07	561.58	463.85	82.6%
2022-04	103	117,672.90	64,515.48	53,157.42	(4.69)	39,808.94	-	-	13,353.17	1,142.46	516.09	386.49	74.9%
2022-05	145	174,600.10	87,226.29	87,373.81	(0.41)	62,184.74	-	-	25,189.48	1,204.14	602.58	428.86	71.2%
2022-06	132	159,709.20	77,606.44	82,102.76	-	48,561.83	-	-	33,540.93	1,209.92	621.99	367.89	59.1%
2022-07	124	148,278.70	15,488.79	132,789.91	-	9,284.74	-	-	123,505.17	1,195.80	1,070.89	74.88	7.0%
Totals	1,256	1,486,476.00	709,384.09	777,091.91	56.45	524,604.76	20,594.77	2,109.09	233,945.02	1,183.50	618.70	416.00	67.2%

INSURANCE

DOS	Trip Count	Gross Charges	Contr Allow	Net Charges	Rev Adj	Payments	Write Offs	Refunds	Balance Due	Gross Chg/Trip	Net Chg/Trip	Cash/Trip	Net Coll %
2021-08	64	80,302.80	18,753.25	61,549.55	(0.36)	42,713.29	9,357.50	-	9,479.12	1,254.73	961.71	667.40	69.4%
2021-09	47	57,711.30	10,949.19	46,762.11	-	34,784.23	6,629.02	-	5,348.86	1,227.90	994.94	740.09	74.4%
2021-10	60	78,294.40	7,995.32	70,299.08	229.82	45,187.00	11,527.76	42.00	13,396.50	1,304.91	1,171.65	752.42	64.2%
2021-11	66	85,798.40	18,236.35	67,562.05	249.86	44,936.51	6,736.63	-	15,639.05	1,299.98	1,023.67	680.86	66.5%
2021-12	61	72,538.40	13,672.62	58,865.78	18.66	37,377.98	5,623.92	289.86	16,135.08	1,189.15	965.01	608.00	63.0%
2022-01	54	71,597.00	15,353.61	56,243.39	-	27,530.08	531.54	25.83	28,207.60	1,325.87	1,041.54	509.34	48.9%
2022-02	43	59,508.50	3,988.92	55,519.58	-	28,672.87	-	-	26,846.71	1,383.92	1,291.15	666.81	51.6%
2022-03	48	63,691.00	9,883.14	53,807.86	-	23,739.43	-	-	30,068.43	1,326.90	1,121.00	494.57	44.1%
2022-04	42	60,041.20	3,686.55	56,354.65	-	25,092.10	-	-	31,262.55	1,429.55	1,341.78	597.43	44.5%
2022-05	45	64,111.40	2,772.27	61,339.13	-	22,371.84	-	-	38,967.29	1,424.70	1,363.09	497.15	36.5%
2022-06	46	59,736.30	1,237.63	58,498.67	-	13,893.59	-	-	44,605.08	1,298.62	1,271.71	302.03	23.8%
2022-07	44	55,436.90	-	55,436.90	-	1,280.46	-	-	54,156.44	1,259.93	1,259.93	29.10	2.3%
Totals	620	808,767.60	106,528.85	702,238.75	497.98	347,579.38	40,406.37	357.69	314,112.71	1,304.46	1,132.64	560.03	49.4%

12 MONTH DATE OF SERVICE ANALYSIS BY PRIMARY PAYOR CATEGORY

MEDICAID													
DOS	Trip Count	Gross Charges	Contr Allow	Net Charges	Rev Adj	Payments	Write Offs	Refunds	Balance Due	Gross Chg/Trip	Net Chg/Trip	Cash/Trip	Net Coll %
2021-08	34	43,716.50	17,764.88	25,951.62	76.08	25,702.64	-	-	172.90	1,285.78	763.28	755.96	99.0%
2021-09	44	57,669.20	20,553.92	37,115.28	-	27,520.16	-	-	9,595.12	1,310.66	843.53	625.46	74.1%
2021-10	28	37,940.30	13,297.74	24,642.56	(0.55)	21,115.26	-	-	3,527.85	1,355.01	880.09	754.12	85.7%
2021-11	28	33,213.70	12,834.83	20,378.87	-	17,324.19	956.90	-	2,097.78	1,186.20	727.82	618.72	85.0%
2021-12	26	31,012.00	14,068.64	16,943.36	-	13,506.06	-	-	3,437.30	1,192.77	651.67	519.46	79.7%
2022-01	16	18,841.40	7,826.95	11,014.45	-	9,060.03	-	-	1,954.42	1,177.59	688.40	566.25	82.3%
2022-02	17	23,291.40	2,743.43	20,547.97	-	12,083.37	-	-	8,464.60	1,370.08	1,208.70	710.79	58.8%
2022-03	17	23,912.90	7,350.48	16,562.42	-	12,701.15	-	-	3,861.27	1,406.64	974.26	747.13	76.7%
2022-04	22	27,760.90	6,062.69	21,698.21	-	12,028.31	-	-	9,669.90	1,261.86	986.28	546.74	55.4%
2022-05	35	46,621.80	6,980.45	39,641.35	-	15,512.65	-	-	24,128.70	1,332.05	1,132.61	443.22	39.1%
2022-06	26	31,962.60	2,688.19	29,274.41	-	7,168.81	-	-	22,105.60	1,229.33	1,125.94	275.72	24.5%
2022-07	35	39,915.10	-	39,915.10	-	-	-	-	39,915.10	1,140.43	1,140.43	-	0.0%
Totals	328	415,857.80	112,172.20	303,685.60	75.53	173,722.63	956.90	-	128,930.54	1,267.86	925.87	529.64	57.2%

MEDICAID MCO													
DOS	Trip Count	Gross Charges	Contr Allow	Net Charges	Rev Adj	Payments	Write Offs	Refunds	Balance Due	Gross Chg/Trip	Net Chg/Trip	Cash/Trip	Net Coll %
2021-08	87	103,912.50	56,424.96	47,487.54	-	37,902.17	1,029.60	-	8,555.77	1,194.40	545.83	435.66	79.8%
2021-09	75	89,726.40	45,618.95	44,107.45	-	33,275.37	-	-	10,832.08	1,196.35	588.10	443.67	75.4%
2021-10	93	111,522.90	65,629.63	45,893.27	(107.76)	43,488.20	-	-	2,512.83	1,199.17	493.48	467.62	94.8%
2021-11	82	99,130.40	55,146.10	43,984.30	(0.99)	35,986.92	-	-	7,998.37	1,208.91	536.39	438.86	81.8%
2021-12	67	82,622.20	42,870.87	39,751.33	24.70	27,904.35	-	-	11,822.28	1,233.17	593.30	416.48	70.2%
2022-01	71	82,894.90	44,820.30	38,074.60	-	26,531.50	-	-	11,543.10	1,167.53	536.26	373.68	69.7%
2022-02	67	75,828.90	37,002.05	38,826.85	-	28,749.55	-	-	10,077.30	1,131.77	579.51	429.10	74.0%
2022-03	63	70,704.90	35,860.24	34,844.66	-	27,766.26	-	-	7,078.40	1,122.30	553.09	440.73	79.7%
2022-04	107	126,696.60	68,043.63	58,652.97	-	41,899.47	-	-	16,753.50	1,184.08	548.16	391.58	71.4%
2022-05	84	95,412.10	45,770.22	49,641.88	-	33,384.73	-	-	16,257.15	1,135.86	590.97	397.44	67.3%
2022-06	108	122,033.80	36,366.46	85,667.34	-	33,975.24	-	-	51,692.10	1,129.94	793.22	314.59	39.7%
2022-07	114	132,214.90	5,684.19	126,530.71	-	3,797.11	-	-	122,733.60	1,159.78	1,109.92	33.31	3.0%
Totals	1,018	1,192,700.50	539,237.60	653,462.90	(84.05)	374,660.87	1,029.60	-	277,856.48	1,171.61	641.91	368.04	57.3%

PATIENT													
DOS	Trip Count	Gross Charges	Contr Allow	Net Charges	Rev Adj	Payments	Write Offs	Refunds	Balance Due	Gross Chg/Trip	Net Chg/Trip	Cash/Trip	Net Coll %
2021-08	63	73,454.10	422.14	73,031.96	209.05	4,693.07	58,296.60	-	9,833.24	1,165.94	1,159.24	74.49	6.4%
2021-09	57	65,401.30	661.60	64,739.70	-	2,244.10	53,811.40	-	8,684.20	1,147.39	1,135.78	39.37	3.5%
2021-10	60	73,858.60	3,169.19	70,689.41	-	3,867.13	59,131.40	-	7,690.88	1,230.98	1,178.16	64.45	5.5%
2021-11	49	58,840.50	1,183.29	57,657.21	18.00	4,902.36	45,993.30	214.61	6,958.16	1,200.83	1,176.68	95.67	8.1%
2021-12	58	69,655.70	1,677.41	67,978.29	164.05	5,473.84	36,823.69	238.70	25,755.41	1,200.96	1,172.04	90.26	7.7%
2022-01	40	46,401.70	-	46,401.70	-	2,354.00	10,994.00	-	33,053.70	1,160.04	1,160.04	58.85	5.1%
2022-02	45	54,721.80	1,199.47	53,522.33	-	448.71	2,229.60	-	50,844.02	1,216.04	1,189.39	9.97	0.8%
2022-03	46	55,024.80	1,941.83	53,082.97	(0.01)	3,650.27	875.00	-	48,557.71	1,196.19	1,153.98	79.35	6.9%
2022-04	53	69,454.40	727.30	68,727.10	-	1,580.00	-	-	67,147.10	1,310.46	1,296.74	29.81	2.3%
2022-05	51	63,635.30	-	63,635.30	-	100.00	1,889.10	-	61,646.20	1,247.75	1,247.75	1.96	0.2%
2022-06	72	88,947.40	-	88,947.40	-	-	1,963.10	-	86,984.30	1,235.38	1,235.38	-	0.0%
2022-07	67	85,005.40	-	85,005.40	-	-	988.00	-	84,017.40	1,268.74	1,268.74	-	0.0%
Totals	661	804,401.00	10,982.23	793,418.77	391.09	29,313.48	272,995.19	453.31	491,172.32	1,216.95	1,200.33	43.66	3.6%

12 MONTH DATE OF SERVICE ANALYSIS BY PRIMARY PAYOR CATEGORY

FACILITY													
DOS	Trip Count	Gross Charges	Contr Allow	Net Charges	Rev Adj	Payments	Write Offs	Refunds	Balance Due	Gross Chg/Trip	Net Chg/Trip	Cash/Trip	Net Coll %
2021-08	1	902.30	656.66	245.64	-	245.64	-	-	-	902.30	245.64	245.64	100.0%
2021-09	-	-	-	-	-	-	-	-	-	-	-	-	0.0%
2021-10	2	2,432.50	-	2,432.50	-	2,432.50	-	-	-	1,216.25	1,216.25	1,216.25	100.0%
2021-11	-	-	-	-	-	-	-	-	-	-	-	-	0.0%
2021-12	2	2,855.00	920.77	1,934.23	-	1,934.23	-	-	-	1,427.50	967.12	967.12	100.0%
2022-01	1	1,799.30	-	1,799.30	-	174.06	-	-	1,625.24	1,799.30	1,799.30	174.06	9.7%
2022-02	-	-	-	-	-	-	-	-	-	-	-	-	0.0%
2022-03	-	-	-	-	-	-	-	-	-	-	-	-	0.0%
2022-04	2	1,903.30	-	1,903.30	-	-	-	-	1,903.30	951.65	951.65	-	0.0%
2022-05	2	2,310.20	-	2,310.20	-	-	-	-	2,310.20	1,155.10	1,155.10	-	0.0%
2022-06	1	886.70	-	886.70	-	-	-	-	886.70	886.70	886.70	-	0.0%
2022-07	-	-	-	-	-	-	-	-	-	-	-	-	0.0%
Totals	11	13,089.30	1,577.43	11,511.87	-	4,786.43	-	-	6,725.44	1,189.94	1,046.53	435.13	41.6%

OTHER GOVT. PAYERS													
DOS	Trip Count	Gross Charges	Contr Allow	Net Charges	Rev Adj	Payments	Write Offs	Refunds	Balance Due	Gross Chg/Trip	Net Chg/Trip	Cash/Trip	Net Coll %
2021-08	30	46,994.90	8,287.62	38,707.28	(19.45)	36,427.71	381.85	-	1,917.17	1,566.50	1,290.24	1,214.26	94.1%
2021-09	24	30,746.70	1,770.96	28,975.74	-	27,321.80	-	-	1,653.94	1,281.11	1,207.32	1,138.41	94.3%
2021-10	25	36,927.90	3,609.89	33,318.01	-	30,984.41	42.00	-	2,291.60	1,477.12	1,332.72	1,239.38	93.0%
2021-11	24	33,736.60	2,449.21	31,287.39	38.51	25,467.78	-	-	5,781.10	1,405.69	1,303.64	1,061.16	81.4%
2021-12	22	30,799.70	1,590.91	29,208.79	-	27,366.49	-	-	1,842.30	1,399.99	1,327.67	1,243.93	93.7%
2022-01	21	27,560.40	1,313.32	26,247.08	(1.01)	23,399.59	-	-	2,848.50	1,312.40	1,249.86	1,114.27	89.2%
2022-02	17	26,080.90	547.47	25,533.43	(4.96)	19,943.09	-	-	5,595.30	1,534.17	1,501.97	1,173.12	78.1%
2022-03	13	19,481.60	1,076.21	18,405.39	(3.80)	17,430.29	-	-	978.90	1,498.58	1,415.80	1,340.79	94.7%
2022-04	36	54,492.20	3,688.13	50,804.07	(7.26)	34,203.83	-	-	16,607.50	1,513.67	1,411.22	950.11	67.3%
2022-05	25	36,595.40	1,563.99	35,031.41	(1.52)	22,655.42	-	-	12,377.51	1,463.82	1,401.26	906.22	64.7%
2022-06	32	48,188.10	2,634.16	45,553.94	-	22,250.94	-	-	23,303.00	1,505.88	1,423.56	695.34	48.8%
2022-07	20	26,421.20	548.32	25,872.88	-	455.28	-	-	25,417.60	1,321.06	1,293.64	22.76	1.8%
Totals	289	418,025.60	29,080.19	388,945.41	0.51	287,906.63	423.85	-	100,614.42	1,446.46	1,345.83	996.22	74.0%

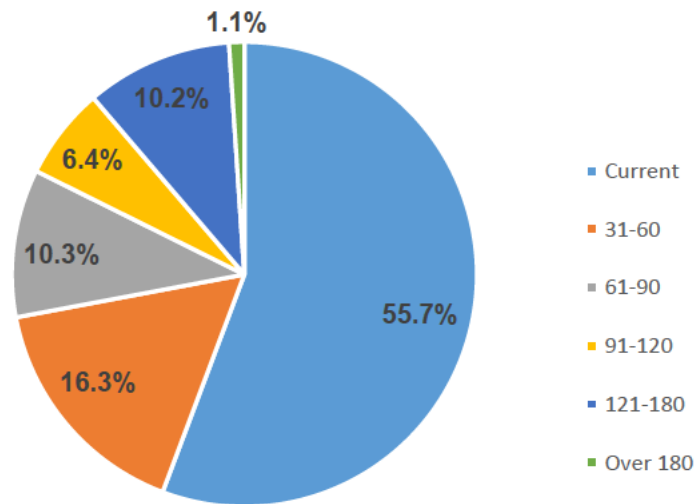
TPL													
DOS	Trip Count	Gross Charges	Contr Allow	Net Charges	Rev Adj	Payments	Write Offs	Refunds	Balance Due	Gross Chg/Trip	Net Chg/Trip	Cash/Trip	Net Coll %
2021-08	3	2,904.30	-	2,904.30	-	2,991.16	-	86.86	0.00	968.10	968.10	968.10	100.0%
2021-09	2	2,246.50	-	2,246.50	-	1,336.40	-	-	910.10	1,123.25	1,123.25	668.20	59.5%
2021-10	5	7,656.40	-	7,656.40	-	1,007.50	-	-	6,648.90	1,531.28	1,531.28	201.50	13.2%
2021-11	4	4,461.40	-	4,461.40	-	1,020.50	921.80	-	2,519.10	1,115.35	1,115.35	255.13	22.9%
2021-12	1	1,869.40	892.52	976.88	-	1,206.97	-	-	(230.09)	1,869.40	976.88	1,206.97	123.6%
2022-01	1	1,987.40	-	1,987.40	-	-	-	-	1,987.40	1,987.40	1,987.40	-	0.0%
2022-02	9	11,309.20	-	11,309.20	-	2,529.60	-	929.60	9,709.20	1,256.58	1,256.58	177.78	14.1%
2022-03	9	11,917.60	-	11,917.60	-	1,936.58	-	-	9,981.02	1,324.18	1,324.18	215.18	16.2%
2022-04	11	11,124.30	333.68	10,790.62	-	681.92	-	-	10,108.70	1,011.30	980.97	61.99	6.3%
2022-05	2	1,809.80	-	1,809.80	-	-	-	-	1,809.80	904.90	904.90	-	0.0%
2022-06	7	8,030.30	-	8,030.30	-	-	-	-	8,030.30	1,147.19	1,147.19	-	0.0%
2022-07	1	2,199.30	-	2,199.30	-	-	-	-	2,199.30	2,199.30	2,199.30	-	0.0%
Totals	55	67,515.90	1,226.20	66,289.70	-	12,710.63	921.80	1,016.46	53,673.73	1,227.56	1,205.27	212.62	17.6%

OUTSTANDING AR AGING BY PAYOR CATEGORY

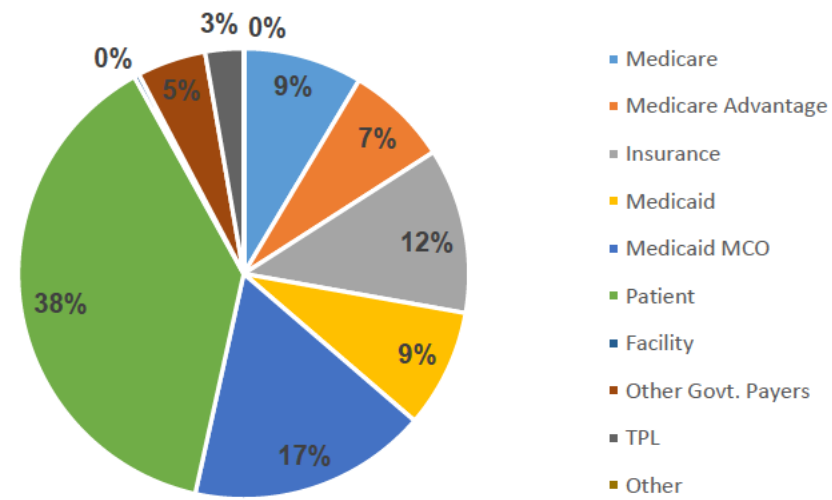
AGING BY AGING DATE & CURRENT PAYOR

Current Payor	Current	31-60	61-90	91-120	121-180	Over 180	Total
Medicare	158,093.49	2,039.70	4,803.79	1,791.32	1,192.76	7,477.50	175,398.56
Medicare Advantage	122,625.30	8,169.10	10,571.63	1,750.00	5,849.61	1,796.05	150,761.69
Insurance	117,639.96	59,463.37	20,486.85	16,883.38	27,343.50	1,349.91	243,166.97
Medicaid	132,487.55	13,904.81	18,245.96	5,726.97	5,199.47	(1,237.14)	174,327.62
Medicaid MCO	236,043.78	39,882.52	19,056.60	29,243.28	17,226.20	9,803.81	351,256.19
Patient	295,516.96	179,283.67	102,465.78	63,324.00	144,770.42	2,677.58	788,038.41
Facility	5,840.04	-	1,872.10	-	-	-	7,712.14
Other Govt. Payers	55,505.18	16,489.40	23,188.04	5,361.30	941.30	(227.11)	101,258.11
TPL	17,539.20	15,036.80	10,254.60	6,979.90	6,478.70	-	56,289.20
Other	-	-	-	-	-	-	-
Total	1,141,291.46	334,269.37	210,945.35	131,060.15	209,001.96	21,640.60	2,048,208.89

AR Aging Percent



AR by Payor Category



ACCOUNTS RECEIVABLE RECONCILIATION REPORT

For Account Period Ending: July 31, 2022

Month	Beginning A/R	Gross Charges	Contr Allow	Net Charges	Rev Adj	Payments	Write Offs	Refunds	Ending A/R
2022-01	1,963,424.69	668,895.70	288,305.56	380,590.14	732.34	284,353.54	(1,352.90)	(81.55)	2,060,363.40
2022-02	2,060,363.40	526,777.00	372,084.21	154,692.79	138.93	309,442.00	258,508.26	(895.89)	1,647,862.89
2022-03	1,647,862.89	521,897.40	273,089.74	248,807.66	188.00	310,507.59	65,316.10	(2,867.91)	1,523,526.77
2022-04	1,523,526.77	634,067.40	245,258.92	388,808.48	206.86	247,695.39	(1,062.43)	(256.61)	1,665,752.04
2022-05	1,665,752.04	669,438.60	246,963.02	422,475.58	757.06	250,845.46	159,547.98	(636.42)	1,677,713.54
2022-06	1,677,713.54	703,187.50	224,647.94	478,539.56	480.31	233,892.77	14,825.44	(1,194.34)	1,908,248.92
2022-07	1,908,248.92	723,421.30	277,964.48	445,456.82	828.84	300,002.49	5,890.15	(1,224.63)	2,048,208.89
FY Total	1,963,424.69	4,447,684.90	1,928,313.87	2,519,371.03	3,332.34	1,936,739.24	501,672.60	(7,157.35)	2,048,208.89

6

Sales Tax Receipts for the PCAD								
Month	2018	2019	2020	2021	2022	Average	Monthly Variance Current Year vs. Prior Year	Monthly % Variance
January	\$ 221,040.34	\$ 275,238.22	\$ 257,466.62	\$ 264,396.90	\$ 286,392.33	\$ 247,499.81	\$ 21,995.43	8.32%
February	\$ 210,606.20	\$ 200,000.89	\$ 180,751.36	\$ 208,890.37	\$ 262,591.55	\$ 192,049.71	\$ 53,701.18	25.71%
March	\$ 307,626.21	\$ 292,433.84	\$ 292,431.19	\$ 323,556.95	\$ 321,103.39	\$ 286,598.23	\$ (2,453.56)	-0.76%
April	\$ 244,693.94	\$ 243,568.69	\$ 228,843.18	\$ 247,428.63	\$ 280,073.19	\$ 231,484.19	\$ 32,644.56	13.19%
May	\$ 170,371.07	\$ 169,357.50	\$ 209,801.88	\$ 273,856.59	\$ 249,464.73	\$ 194,919.23	\$ (24,391.86)	-8.91%
June	\$ 275,311.32	\$ 333,280.01	\$ 292,510.84	\$ 400,063.25	\$ 361,791.03	\$ 300,248.08	\$ (38,272.22)	-9.57%
July	\$ 325,223.95	\$ 288,954.03	\$ 292,022.40	\$ 303,705.65	\$ 318,000.98	\$ 290,389.59	\$ 14,295.33	4.71%
August	\$ 188,631.41	\$ 191,437.41	\$ 230,101.25	\$ 260,374.65	\$ 349,777.74	\$ 205,678.20	\$ 89,403.09	34.34%
September	\$ 323,655.40	\$ 314,866.58	\$ 371,721.16	\$ 384,175.99		\$ 319,243.14		0.00%
October	\$ 237,075.66	\$ 229,876.83	\$ 287,801.16	\$ 333,559.60		\$ 252,153.48		0.00%
November	\$ 198,226.38	\$ 186,018.04	\$ 208,585.94	\$ 235,401.66		\$ 189,336.43		0.00%
December	\$ 301,219.16	\$ 280,878.86	\$ 324,388.35	\$ 378,752.50		\$ 302,839.88		0.00%
Total	\$ 3,003,681.04	\$ 3,005,910.90	\$ 3,176,425.33	\$ 3,614,162.74	\$ 2,429,194.94	\$ 2,959,070.21		
Difference from Previous Year	\$ 36,792.02	\$ 2,229.86	\$ 170,514.43	\$ 437,737.41	\$ 146,921.95			
Percent +/-	1.24%	0.07%	5.67%	13.78%	6.44%			
YEAR TO DATE AMOUNTS OF PCAD SALES TAX RECEIPTS								
MONTH	2018 YTD	2019 YTD	2020 YTD	2021 YTD	2022 YTD	CURRENT YEAR VARIANCE	YTD % VARIANCE	
JAN	\$ 221,040.34	\$ 275,238.22	\$ 257,466.62	\$ 264,396.90	\$ 286,392.33	\$ 21,995.43	8.32%	
FEB	\$ 431,646.54	\$ 475,239.11	\$ 438,217.98	\$ 473,287.27	\$ 548,983.88	\$ 75,696.61	15.99%	
MAR	\$ 739,272.75	\$ 767,672.95	\$ 730,649.17	\$ 796,844.22	\$ 870,087.27	\$ 73,243.05	9.19%	
APR	\$ 983,966.69	\$ 1,011,241.64	\$ 959,492.35	\$ 1,044,272.85	\$ 1,150,160.46	\$ 105,887.61	10.14%	
MAY	\$ 1,154,337.76	\$ 1,180,599.14	\$ 1,169,294.23	\$ 1,318,129.44	\$ 1,399,625.19	\$ 81,495.75	6.18%	
JUN	\$ 1,429,649.08	\$ 1,513,879.15	\$ 1,461,805.07	\$ 1,718,192.69	\$ 1,761,416.22	\$ 43,223.53	2.52%	
JUL	\$ 1,754,873.03	\$ 1,802,833.18	\$ 1,753,827.47	\$ 2,021,898.34	\$ 2,079,417.20	\$ 57,518.86	2.84%	
AUG	\$ 1,943,504.44	\$ 1,994,270.59	\$ 1,983,928.72	\$ 2,282,272.99	\$ 2,429,194.94	\$ 146,921.95	6.44%	
SEP	\$ 2,267,159.84	\$ 2,309,137.17	\$ 2,355,649.88	\$ 2,666,448.98				
OCT	\$ 2,504,235.50	\$ 2,539,014.00	\$ 2,643,451.04	\$ 3,000,008.58				
NOV	\$ 2,702,461.88	\$ 2,725,032.04	\$ 2,852,036.98	\$ 3,235,410.24				
DEC	\$ 3,003,681.04	\$ 3,005,910.90	\$ 3,176,425.33	\$ 3,614,162.74				

PETTIS COUNTY AMBULANCE DISTRICT

Bank Balances

As of August 18, 2022

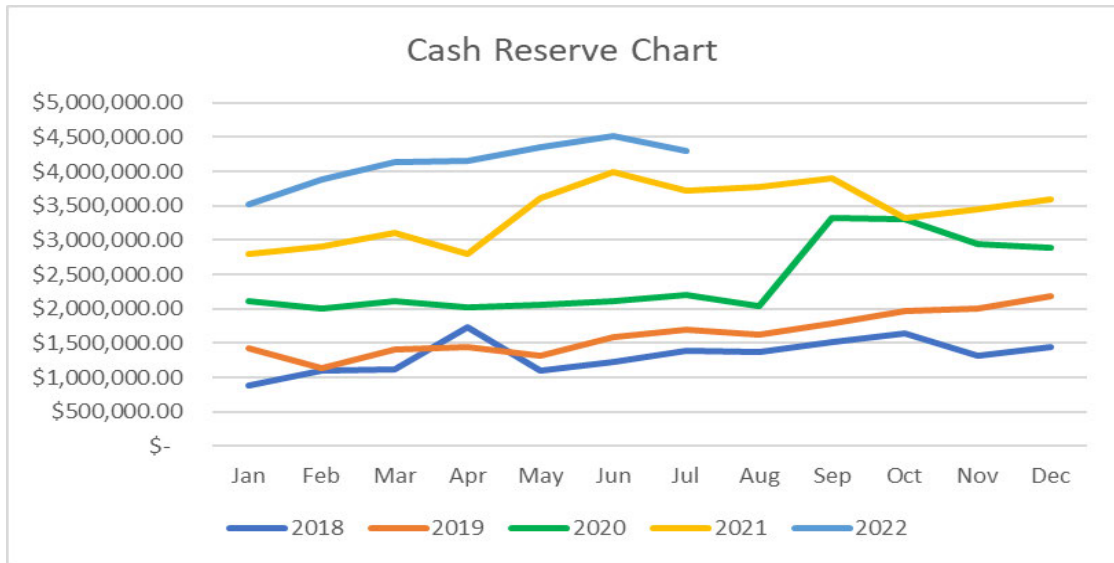
	<u>Aug 18, 22</u>	<u>Jul 21, 22</u>	<u>\$ Change</u>	<u>% Change</u>
Checking/Savings				
FSA/HSA/HRA	40,880.18	40,941.48	-61.30	-0.15%
Central Bank of Sedalia	2,800,892.46	2,660,773.91	140,118.55	5.27%
Ambulance/ Vehicle Replacement	503,657.26	502,965.23	692.03	0.14%
Building Fund	70,642.32	70,545.26	97.06	0.14%
Equipment Replacement Fund	93,871.67	93,742.69	128.98	0.14%
Total Checking/Savings	<u>3,509,943.89</u>	<u>3,368,968.57</u>	<u>140,975.32</u>	<u>4.19%</u>
Other Current Assets				
Interest Receivable	140.66	140.66	0.00	0.0%
LPL Investment Account				
Insured Cash Account	2,603.20	2,603.20	0.00	0.0%
US Treasury Note Due 12/31/22	244,932.65	244,932.65	0.00	0.0%
US Treasury Note Due 5/21/23	350,096.28	350,096.28	0.00	0.0%
Total LPL Investment Account	<u>597,632.13</u>	<u>597,632.13</u>	<u>0.00</u>	<u>0.0%</u>
Certificates of Deposit				
Wood & Huston Mat 9.23.22	351,245.90	351,245.90	0.00	0.0%
Total Certificates of Deposit	<u>351,245.90</u>	<u>351,245.90</u>	<u>0.00</u>	<u>0.0%</u>
Total Other Current Assets	<u>949,018.69</u>	<u>949,018.69</u>	<u>0.00</u>	<u>0.0%</u>
Total Current Assets	<u>4,458,962.58</u>	<u>4,317,987.26</u>	<u>140,975.32</u>	<u>3.27%</u>
	<u>Aug 18, 22</u>	<u>Aug 18, 21</u>	<u>\$ Change</u>	<u>% Change</u>
Checking/Savings				
FSA/HSA/HRA	40,880.18	44,949.80	-4,069.62	-9.05%
Central Bank of Sedalia	2,800,892.46	2,825,429.49	-24,537.03	-0.87%
Ambulance/ Vehicle Replacement	503,657.26	46,940.38	456,716.88	972.97%
Building Fund	70,642.32	18,412.20	52,230.12	283.67%
Equipment Replacement Fund	93,871.67	51,190.22	42,681.45	83.38%
Total Checking/Savings	<u>3,509,943.89</u>	<u>2,986,922.09</u>	<u>523,021.80</u>	<u>17.51%</u>
Other Current Assets				
Interest Receivable	140.66	0.00	140.66	100.0%
LPL Investment Account				
Insured Cash Account	2,603.20	0.00	2,603.20	100.0%
US Treasury Note Due 12/31/22	244,932.65	0.00	244,932.65	100.0%
US Treasury Note Due 5/21/23	350,096.28	0.00	350,096.28	100.0%
Total LPL Investment Account	<u>597,632.13</u>	<u>0.00</u>	<u>597,632.13</u>	<u>100.0%</u>
Certificates of Deposit				
Wood & Huston Mat 5.23.22	0.00	350,000.00	-350,000.00	-100.0%
Wood & Huston Mat 9.23.22	351,245.90	350,000.00	1,245.90	0.36%
Wood & Huston Mat 6.5.22	0.00	246,796.78	-246,796.78	-100.0%
Total Certificates of Deposit	<u>351,245.90</u>	<u>946,796.78</u>	<u>-595,550.88</u>	<u>-62.9%</u>
Total Other Current Assets	<u>949,018.69</u>	<u>946,796.78</u>	<u>2,221.91</u>	<u>0.24%</u>
Total Current Assets	<u>4,458,962.58</u>	<u>3,933,718.87</u>	<u>525,243.71</u>	<u>13.35%</u>

PETTIS COUNTY AMBULANCE DISTRICT

Bank Balances

As of August 18, 2022

Aug 18, 22	Jul 21, 22	\$ Change	% Change
------------	------------	-----------	----------



PETTIS COUNTY AMBULANCE DISTRICT
Cash Reserve Analysis
As of August 18, 2022

	August 18, 2022	July 21, 2022	\$ Change
Total Cash Reserves	\$ 4,458,962.58	\$ 4,317,987.26	\$ 140,975.32
Unpaid bills for Board Approval	\$ (78,771.53)	\$ (73,081.19)	\$ (5,690.34)
	<u>\$ 4,380,191.05</u>	<u>\$ 4,244,906.07</u>	<u>\$ 135,284.98</u>
Budgeted Cash Outlay	\$ 7,875,920.96	\$ 7,875,920.96	
BUDGETED MONTHLY CASH	\$ 656,326.75	\$ 656,326.75	
DAILY BUDGETED CASH	\$ 21,577.87	\$ 21,577.87	
Months Cash Reserve	6.67	6.47	0.21
Days Cash Reserve	202.99	196.73	6.27
GENERAL CHECKING ACCT BALANCE	\$ 2,800,892.46	\$ 2,660,773.91	
ANNUAL OPERATING EXPENSES (BUDGET LESS CAPITAL)	\$ 6,461,298.33	\$ 6,461,298.33	
MONTHLY OPERATING EXPENSES	\$ 538,441.53	\$ 538,441.53	
MONTHS CASH ON HAND	5.20	4.94	0.26

PETTIS COUNTY AMBULANCE DISTRICT
Checking Account Register
As of August 18, 2022

Type	Date	Num	Name	Memo	Debit	Credit	Balance
Central Bank of Sedalia							2,766,626.30
Liability ...	07/21/2022		QuickBooks Payroll Service	Created by Payroll Service on 07/20/2022		105,852.39	2,660,773.91
Deposit	07/21/2022			Deposit Payee:Remote Deposit	1,007.50		2,661,781.41
Deposit	07/21/2022		Palmetto GBA		710.89		2,662,492.30
Deposit	07/21/2022		AARP		202.97		2,662,695.27
Deposit	07/21/2022		WPS		1,251.63		2,663,946.90
Deposit	07/21/2022		United Healthcare Insurance...		2,253.44		2,666,200.34
Liability ...	07/22/2022	E-pay	UNITED STATES TREASU...	46-0786417 QB Tracking # 220841774		41,639.38	2,624,560.96
Liability ...	07/22/2022	02062...	LINCOLN FINANCIAL GRO...			15,227.58	2,609,333.38
Deposit	07/22/2022		Clearent LLC		30.00		2,609,363.38
Deposit	07/22/2022		Tricare		791.60		2,610,154.98
Deposit	07/22/2022		AARP		95.33		2,610,250.31
Deposit	07/22/2022		Anthem BCBS		721.44		2,610,971.75
Deposit	07/22/2022		United Healthcare Insurance...		721.82		2,611,693.57
Deposit	07/22/2022		UHC OF THE MIDWEST		1,072.17		2,612,765.74
Deposit	07/22/2022		AETNA		1,077.97		2,613,843.71
Deposit	07/22/2022		United Healthcare Insurance...		1,096.45		2,614,940.16
Deposit	07/22/2022		Home State Health Plan		1,366.99		2,616,307.15
Deposit	07/22/2022		United Healthcare Insurance...		1,386.80		2,617,693.95
Deposit	07/22/2022		WPS		4,203.88		2,621,897.83
Transfer	07/22/2022			Funds Transfer		2,162.40	2,619,735.43
Deposit	07/22/2022		istream	Deposit	5,178.43		2,624,913.86
Liability ...	07/25/2022	02062...	Family Support Center			859.85	2,624,054.01
Liability ...	07/25/2022		QuickBooks Payroll Service	Created by Payroll Service on 07/21/2022		776.15	2,623,277.86
Deposit	07/25/2022			Deposit Payee:Remote Deposit	16.90		2,623,294.76
Deposit	07/25/2022			Deposit Payee:Remote Deposit	492.05		2,623,786.81
Deposit	07/25/2022				319.06		2,624,105.87
Deposit	07/25/2022				23,609.29		2,647,715.16
Deposit	07/25/2022		Humana		154.83		2,647,869.99
Deposit	07/25/2022		WPS		171.99		2,648,041.98
Deposit	07/25/2022		Humana		341.69		2,648,383.67
Deposit	07/25/2022		AETNA		346.24		2,648,729.91
Deposit	07/25/2022		WELLCARE		501.89		2,649,231.80
Deposit	07/25/2022		Healthy Blue		535.83		2,649,767.63
Bill Pmt ...	07/25/2022		Empire District			86.75	2,649,680.88
Liability ...	07/26/2022	E-pay	UNITED STATES TREASU...	46-0786417 QB Tracking # -904333622		187.70	2,649,493.18
Deposit	07/26/2022		Colonial Penn Life		73.40		2,649,566.58
Deposit	07/26/2022		BCBS		442.37		2,650,008.95
Deposit	07/26/2022		Bank of America		632.60		2,650,641.55
Deposit	07/26/2022		United Healthcare Insurance...		957.75		2,651,599.30
Deposit	07/26/2022		UHC OF THE MIDWEST		1,185.53		2,652,784.83
Deposit	07/26/2022		MARKETPLACE		1,280.46		2,654,065.29
Deposit	07/26/2022		WPS		1,802.72		2,655,868.01
Deposit	07/26/2022		Humana		2,008.70		2,657,876.71
Deposit	07/26/2022		istream		2,021.05		2,659,897.76
Deposit	07/26/2022		BCBS		2,459.82		2,662,357.58
Deposit	07/27/2022		AETNA		290.87		2,662,648.45
Deposit	07/27/2022		United Healthcare Insurance...		369.79		2,663,018.24
Deposit	07/27/2022		Healthy Blue		436.95		2,663,455.19
Deposit	07/27/2022		WPS		504.28		2,663,959.47

14

Type	Date	Num	Name	Memo	Debit	Credit	Balance
Deposit	07/27/2022		AETNA		677.31		2,664,636.78
Deposit	07/27/2022		Bank of America		859.73		2,665,496.51
Deposit	07/27/2022		VETERAN'S ADMINISTRAT...		9,277.00		2,674,773.51
Bill Pmt ...	07/28/2022	N/A	UHS Premium Billing	# 040647969389		43,995.06	2,630,778.45
General...	07/28/2022	JLL202...		Bill.com 07/28/22 Payables Funding		8,238.34	2,622,540.11
Deposit	07/28/2022			Deposit Payee:Remote Deposit	331.18		2,622,871.29
Deposit	07/28/2022		Clearent LLC	Deposit Payee:Remote Deposit	50.00		2,622,921.29
Deposit	07/28/2022				75.00		2,622,996.29
Deposit	07/28/2022		AETNA		74.85		2,623,071.14
Deposit	07/28/2022		AARP		89.11		2,623,160.25
Deposit	07/28/2022		WPS		118.76		2,623,279.01
Deposit	07/28/2022		Anthem BCBS		138.14		2,623,417.15
Deposit	07/28/2022		VETERAN'S ADMINISTRAT...		2,901.60		2,626,318.75
Deposit	07/28/2022		United Healthcare Insurance...		4,160.37		2,630,479.12
Deposit	07/28/2022			Deposit	338.29		2,630,817.41
General...	07/29/2022	JLL202...		Bill.com 07/29/22 Payables Funding		24,395.02	2,606,422.39
Deposit	07/29/2022		Palmetto GBA		575.63		2,606,998.02
Deposit	07/29/2022		Tricare		1,049.07		2,608,047.09
Deposit	07/29/2022		Central Bank of Sedalia*		4,045.59		2,612,092.68
Check	07/29/2022		Allstate Supplemental Benef...			1,779.84	2,610,312.84
Deposit	07/29/2022		AETNA		194.08		2,610,506.92
Deposit	07/29/2022		United Healthcare Insurance...		471.41		2,610,978.33
Deposit	07/29/2022		UHC OF THE MIDWEST		737.78		2,611,716.11
Deposit	07/29/2022		Healthy Blue		913.50		2,612,629.61
Deposit	07/29/2022		Cigna		1,546.08		2,614,175.69
Deposit	07/29/2022		Home State Health Plan		1,832.31		2,616,008.00
Deposit	07/29/2022		United Healthcare Insurance...		2,187.56		2,618,195.56
Deposit	07/29/2022		WPS		15,253.35		2,633,448.91
Bill Pmt ...	07/29/2022		NueSynergy			202.00	2,633,246.91
Deposit	08/01/2022		Clearent LLC		75.00		2,633,321.91
Deposit	08/01/2022		Bull City Financial		337.52		2,633,659.43
Deposit	08/01/2022		Healthy Blue		184.95		2,633,844.38
Deposit	08/01/2022		WPS		211.36		2,634,055.74
Deposit	08/01/2022		United Healthcare Insurance...		402.23		2,634,457.97
Deposit	08/01/2022		United Healthcare Insurance...		522.37		2,634,980.34
Deposit	08/01/2022		UHC OF THE MIDWEST		1,452.96		2,636,433.30
Deposit	08/02/2022		Tricare		671.99		2,637,105.29
Deposit	08/02/2022		Humana		88.87		2,637,194.16
Deposit	08/02/2022		WPS		89.36		2,637,283.52
Deposit	08/02/2022		Humana		142.78		2,637,426.30
Deposit	08/02/2022		Healthy Blue		345.49		2,637,771.79
Deposit	08/02/2022		United Healthcare Insurance...		440.43		2,638,212.22
Deposit	08/02/2022		United Healthcare Insurance...		984.81		2,639,197.03
Deposit	08/02/2022		BCBS		1,324.80		2,640,521.83
Deposit	08/02/2022		BCBS		1,766.07		2,642,287.90
Deposit	08/02/2022		BCBS		2,371.68		2,644,659.58
Deposit	08/02/2022		WPS		14,370.78		2,659,030.36
Deposit	08/02/2022			Deposit	54.34		2,659,084.70
Deposit	08/03/2022		Palmetto GBA		366.46		2,659,451.16
Deposit	08/03/2022		istream		20.00		2,659,471.16

Type	Date	Num	Name	Memo	Debit	Credit	Balance
Deposit	08/03/2022		AETNA		451.83		2,659,922.99
Deposit	08/03/2022				751.93		2,660,674.92
Deposit	08/03/2022		Humana		1,498.08		2,662,173.00
Deposit	08/03/2022		istream	Deposit	3,560.44		2,665,733.44
Liability ...	08/04/2022		QuickBooks Payroll Service	Created by Payroll Service on 08/03/2022		103,340.07	2,562,393.37
General...	08/04/2022	JLL202...		Bill.com 08/04/22 Payables Funding		2,911.27	2,559,482.10
Deposit	08/04/2022		Clearent LLC		50.00		2,559,532.10
Check	08/04/2022		Clearent LLC			30.48	2,559,501.62
Deposit	08/04/2022		AETNA		93.73		2,559,595.35
Deposit	08/04/2022		Anthem BCBS		219.04		2,559,814.39
Deposit	08/04/2022		WPS		694.82		2,560,509.21
Deposit	08/04/2022		AETNA		1,009.06		2,561,518.27
Deposit	08/04/2022		UHC OF THE MIDWEST		1,109.93		2,562,628.20
Deposit	08/04/2022		Healthy Blue		1,269.79		2,563,897.99
Deposit	08/04/2022		United Healthcare Insurance...		1,380.88		2,565,278.87
Deposit	08/04/2022		AETNA		1,484.01		2,566,762.88
Deposit	08/04/2022		United Healthcare Insurance...		1,902.94		2,568,665.82
Deposit	08/04/2022		VETERAN'S ADMINISTRAT...		2,009.80		2,570,675.62
Bill Pmt ...	08/04/2022		Ice - Masters Inc.			126.56	2,570,549.06
Liability ...	08/05/2022	E-pay	UNITED STATES TREASU...	46-0786417 QB Tracking # 798965774		40,005.48	2,530,543.58
Transfer	08/05/2022			Funds Transfer Payee:to CBSDLA CK 6580		2,162.40	2,528,381.18
Liability ...	08/05/2022	02062...	LINCOLN FINANCIAL GRO...			14,038.94	2,514,342.24
Deposit	08/05/2022			Deposit Payee:Remote Deposit	25.00		2,514,367.24
Deposit	08/05/2022		Palmetto GBA		1,390.24		2,515,757.48
Deposit	08/05/2022		AARP		207.69		2,515,965.17
Deposit	08/05/2022		United Healthcare Insurance...		290.69		2,516,255.86
Deposit	08/05/2022		Humana		302.94		2,516,558.80
Deposit	08/05/2022		Home State Health Plan		1,079.67		2,517,638.47
Deposit	08/05/2022		WPS		1,090.81		2,518,729.28
Deposit	08/05/2022		Healthy Blue		2,979.52		2,521,708.80
Deposit	08/05/2022		Missouri Department of Rev...		349,777.74		2,871,486.54
General...	08/05/2022	JLL202...		Bill.com 08/05/22 Credit P22050301 - 8398...	214.61		2,871,701.15
Liability ...	08/08/2022	02062...	Family Support Center			859.85	2,870,841.30
Deposit	08/08/2022			Deposit Payee:Remote Deposit	95.00		2,870,936.30
Deposit	08/08/2022		EM MD SVCS		32,881.29		2,903,817.59
Deposit	08/08/2022		WPS		76.31		2,903,893.90
Deposit	08/08/2022		VETERAN'S ADMINISTRAT...		80.93		2,903,974.83
Deposit	08/08/2022		VETERAN'S ADMINISTRAT...		93.00		2,904,067.83
Deposit	08/08/2022		WPS		272.20		2,904,340.03
Deposit	08/08/2022		Healthy Blue		399.49		2,904,739.52
Deposit	08/08/2022		Humana		677.86		2,905,417.38
Deposit	08/08/2022		United Healthcare Insurance...		1,427.75		2,906,845.13
Deposit	08/08/2022		UMR		1,737.45		2,908,582.58
Deposit	08/08/2022		WPS		2,888.68		2,911,471.26
Bill Pmt ...	08/08/2022	N/A	Spire	#07/22/2022		25.05	2,911,446.21
Deposit	08/09/2022			Deposit Payee:DEPOSIT	100.00		2,911,546.21
Deposit	08/09/2022		Bankcard Services		92.16		2,911,638.37
Deposit	08/09/2022		Colonial Penn Life		97.86		2,911,736.23
Deposit	08/09/2022		Humana		120.70		2,911,856.93
Deposit	08/09/2022		WPS		177.26		2,912,034.19

17

Type	Date	Num	Name	Memo	Debit	Credit	Balance
Deposit	08/09/2022		United Healthcare Insurance...		390.84		2,912,425.03
Deposit	08/09/2022		Healthy Blue		474.40		2,912,899.43
Deposit	08/09/2022		United Healthcare Insurance...		485.88		2,913,385.31
Deposit	08/09/2022		Bank of America		631.92		2,914,017.23
Deposit	08/09/2022		MARKETPLACE		756.82		2,914,774.05
Deposit	08/09/2022		Humana		792.11		2,915,566.16
Deposit	08/09/2022		AETNA		2,249.65		2,917,815.81
Deposit	08/09/2022		BCBS		3,041.96		2,920,857.77
Deposit	08/09/2022		BCBS		6,806.39		2,927,664.16
Deposit	08/09/2022		WPS		12,870.01		2,940,534.17
Bill Pmt ...	08/09/2022	N/A	EVERGY	#071922		2,287.96	2,938,246.21
Liability ...	08/10/2022	02062...	Missouri Department of Rev...	21640017		12,003.50	2,926,242.71
Deposit	08/10/2022		Tricare		381.54		2,926,624.25
Deposit	08/10/2022		WPS		184.41		2,926,808.66
Deposit	08/10/2022		AETNA		345.51		2,927,154.17
Deposit	08/10/2022		United Healthcare Insurance...		399.96		2,927,554.13
Deposit	08/10/2022		Healthy Blue		898.03		2,928,452.16
Deposit	08/10/2022				1,992.68		2,930,444.84
Bill Pmt ...	08/10/2022	N/A	Sedalia Water Department	#072822B		170.72	2,930,274.12
Bill Pmt ...	08/10/2022	N/A	Sedalia Water Department	#072822		81.60	2,930,192.52
Bill Pmt ...	08/10/2022	N/A	Sedalia Water Department	#072822C		12.74	2,930,179.78
Deposit	08/10/2022			Deposit	93.73		2,930,273.51
Bill Pmt ...	08/11/2022		MEM	10000361465		6,687.00	2,923,586.51
Bill Pmt ...	08/11/2022		WEX Bank	Ambulance & Vehicle Fuel		17,604.04	2,905,982.47
Bill Pmt ...	08/11/2022	N/A	Bankcard Services	#073122		14,179.10	2,891,803.37
Deposit	08/11/2022		United Healthcare Insurance...		290.06		2,892,093.43
Deposit	08/11/2022		AETNA		304.25		2,892,397.68
Deposit	08/11/2022		Healthy Blue		342.00		2,892,739.68
Deposit	08/11/2022		AARP		366.90		2,893,106.58
Deposit	08/11/2022		MARKETPLACE		538.51		2,893,645.09
Deposit	08/11/2022		Anthem BCBS		614.45		2,894,259.54
Deposit	08/11/2022		VETERAN'S ADMINISTRAT...		1,150.50		2,895,410.04
Deposit	08/11/2022		WPS		1,464.63		2,896,874.67
Deposit	08/11/2022		United Healthcare Insurance...		4,536.46		2,901,411.13
Bill Pmt ...	08/11/2022		Culligan			421.91	2,900,989.22
Deposit	08/12/2022		WPS		472.26		2,901,461.48
Deposit	08/12/2022		AARP		506.31		2,901,967.79
Deposit	08/12/2022		Healthy Blue		823.49		2,902,791.28
Deposit	08/12/2022		Humana		881.24		2,903,672.52
Deposit	08/12/2022		United Healthcare Insurance...		1,312.66		2,904,985.18
Deposit	08/12/2022		AETNA		1,338.88		2,906,324.06
Deposit	08/12/2022		Home State Health Plan		1,496.73		2,907,820.79
Deposit	08/12/2022		istream		2,024.53		2,909,845.32
General...	08/15/2022	JLL202...		Bill.com 08/15/22 Payables Funding		39,607.43	2,870,237.89
Deposit	08/15/2022			Deposit Payee:Remote Deposit	100.00		2,870,337.89
Deposit	08/15/2022		AETNA		478.58		2,870,816.47
Deposit	08/15/2022		UHC OF THE MIDWEST		757.35		2,871,573.82
Deposit	08/15/2022		Healthy Blue		810.69		2,872,384.51
Deposit	08/15/2022		United Healthcare Insurance...		1,422.63		2,873,807.14
Deposit	08/15/2022		NALCHBP		1,717.80		2,875,524.94

Type	Date	Num	Name	Memo	Debit	Credit	Balance
Deposit	08/15/2022		United Healthcare Insurance...		1,811.57		2,877,336.51
Deposit	08/15/2022		WPS		2,058.49		2,879,395.00
Deposit	08/16/2022		Oxford Health		1,889.81		2,881,284.81
Deposit	08/16/2022		BCBS		128.48		2,881,413.29
Deposit	08/16/2022		Bank of America		178.65		2,881,591.94
Deposit	08/16/2022		Colonial Penn Life		195.24		2,881,787.18
Deposit	08/16/2022		Humana		324.90		2,882,112.08
Deposit	08/16/2022		Healthy Blue		549.85		2,882,661.93
Deposit	08/16/2022		BCBS		915.30		2,883,577.23
Deposit	08/16/2022		United Healthcare Insurance...		1,262.68		2,884,839.91
Deposit	08/16/2022		BCBS		1,266.28		2,886,106.19
Deposit	08/16/2022		BCBS		2,761.78		2,888,867.97
Deposit	08/16/2022		WPS		13,878.05		2,902,746.02
Deposit	08/17/2022			Deposit Payee:Remote Deposit	172.71		2,902,918.73
Deposit	08/17/2022			Deposit Payee:Remote Deposit	30.00		2,902,948.73
Deposit	08/17/2022		Clearent LLC		10.00		2,902,958.73
Deposit	08/17/2022		MARKETPLACE		4.96		2,902,963.69
Deposit	08/17/2022		AETNA		97.36		2,903,061.05
Deposit	08/17/2022		AETNA		539.03		2,903,600.08
Deposit	08/17/2022		WPS		1,209.83		2,904,809.91
Bill Pmt ...	08/17/2022	N/A	EVERGY	#072722		784.66	2,904,025.25
Liability ...	08/18/2022		QuickBooks Payroll Service	Created by Payroll Service on 08/17/2022		103,132.79	2,800,892.46
Total Central Bank of Sedalia					640,142.17	605,876.01	2,800,892.46
TOTAL					640,142.17	605,876.01	2,800,892.46

PETTIS COUNTY AMBULANCE DISTRICT
A/P Aging Summary
As of August 18, 2022

	<u>Current</u>	<u>1 - 30</u>	<u>31 - 60</u>	<u>61 - 90</u>	<u>> 90</u>	<u>TOTAL</u>
Allstate Supplemental Benefits	0.00	1,766.44	0.00	0.00	0.00	1,766.44
Amazon	1,299.56	0.00	0.00	0.00	0.00	1,299.56
BIG O TIRE #25034	533.46	23.99	0.00	0.00	0.00	557.45
City of Sedalia	585.97	0.00	0.00	0.00	0.00	585.97
Command Communications	0.00	4,749.95	0.00	0.00	0.00	4,749.95
EMS Management & Consultants, Inc.	4,032.19	0.00	0.00	0.00	0.00	4,032.19
GFI Digital	103.54	0.00	0.00	0.00	0.00	103.54
GREG WEHRMAN	125.00	0.00	0.00	0.00	0.00	125.00
JP Mowing	70.00	0.00	0.00	0.00	0.00	70.00
MCKESSON	0.00	2,609.95	0.00	0.00	0.00	2,609.95
Menards	24.38	0.00	0.00	0.00	0.00	24.38
Met Life	3,054.59	0.00	0.00	0.00	0.00	3,054.59
Pettis County Joint Communications	12,500.00	0.00	0.00	0.00	0.00	12,500.00
Select Physical Therapy	0.00	175.00	0.00	0.00	0.00	175.00
Special Waste Services	230.00	0.00	0.00	0.00	0.00	230.00
Stryker Sales Corp.	2,517.40	0.00	0.00	0.00	0.00	2,517.40
UHS Premium Billing	0.00	44,370.11	0.00	0.00	0.00	44,370.11
TOTAL	<u>25,076.09</u>	<u>53,695.44</u>	<u>0.00</u>	<u>0.00</u>	<u>0.00</u>	<u>78,771.53</u>

PETTIS COUNTY AMBULANCE DISTRICT
Unpaid Bills Report for Payables Approval
As of August 18, 2022

<u>Type</u>	<u>Date</u>	<u>Num</u>	<u>Memo</u>	<u>Open Balance</u>
Allstate Supplemental Benefits				
Bill	08/09/2022	55DM408607	ELECTIVE EMPLOYEE BENEFITS	1,766.44
Total Allstate Supplemental Benefits				1,766.44
Amazon				
Bill	08/11/2022	081022	STMT	1,299.56
Total Amazon				1,299.56
BIG O TIRE #25034				
Bill	07/02/2022	4834-30995	UNIT 7 FLAT REPAIR	23.99
Bill	08/04/2022	025034-32942	UNIT 5 BATTERIES	389.50
Bill	08/09/2022	025034-33184	UNIT 4 OIL CHANGE	35.99
Bill	08/09/2022	025034-32937	UNIT 6 OIL CHANGE	35.99
Bill	08/09/2022	025034-33167	UNIT 10 OIL CHANGE	35.99
Bill	08/11/2022	025034-33306	UNIT 1 OIL CHANGE	35.99
Total BIG O TIRE #25034				557.45
City of Sedalia				
Bill	08/05/2022	0052859	AUG TIF	585.97
Total City of Sedalia				585.97
Command Communications				
Bill	07/19/2022	q22-3526	MOTOROLA APX7500 MOBILE RADIO USED	4,749.95
Total Command Communications				4,749.95
EMS Management & Consultants, Inc.				
Bill	07/31/2022	047092	JUL	3,509.82
Bill	07/31/2022	047092	JUL	522.37
Total EMS Management & Consultants, Inc.				4,032.19
GFI Digital				
Bill	08/15/2022	2309824		103.54
Total GFI Digital				103.54
GREG WEHRMAN				
Bill	08/09/2022	463390	TT HWY MOWING	125.00
Total GREG WEHRMAN				125.00
JP Mowing				
Bill	08/01/2022	367758	MOWING	70.00
Total JP Mowing				70.00
MCKESSON				
Bill	07/30/2022	19644480		1,862.80
Bill	08/01/2022	19645241		676.14
Bill	08/10/2022	19686884		71.01
Total MCKESSON				2,609.95
Met Life				
Bill	08/16/2022	090122	DENTAL, VISION, LIFE	1,678.10
Bill	08/16/2022	090122	DENTAL	922.08
Bill	08/16/2022	090122	DENTAL, VISION, LIFE	292.23
Bill	08/16/2022	090122	DENTAL, VISION, LIFE	162.18
Total Met Life				3,054.59

PETTIS COUNTY AMBULANCE DISTRICT
Unpaid Bills Report for Payables Approval
As of August 18, 2022

<u>Type</u>	<u>Date</u>	<u>Num</u>	<u>Memo</u>	<u>Open Balance</u>
Menards				
Bill	08/01/2022	1643640391	STMT	24.38
Total Menards				<u>24.38</u>
Pettis County Joint Communications				
Bill	08/02/2022	080222	AUG 22	12,500.00
Total Pettis County Joint Communications				<u>12,500.00</u>
Select Physical Therapy				
Bill	08/10/2022	845851390	Functional Capacity Testing	175.00
Total Select Physical Therapy				<u>175.00</u>
Special Waste Services				
Bill	08/09/2022	31207	WASTE SERVICE	230.00
Total Special Waste Services				<u>230.00</u>
Stryker Sales Corp.				
Bill	07/29/2022	3841505	LARYNGOSCOPE BLADES	2,517.40
Total Stryker Sales Corp.				<u>2,517.40</u>
UHS Premium Billing				
Bill	08/10/2022	040644064538	SEP HEALTH INS	44,370.11
Total UHS Premium Billing				<u>44,370.11</u>
TOTAL				<u><u>78,771.53</u></u>